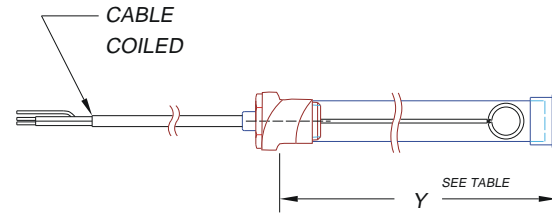
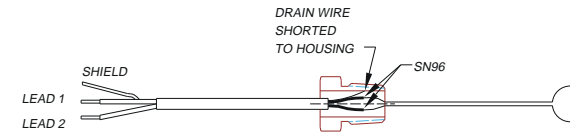


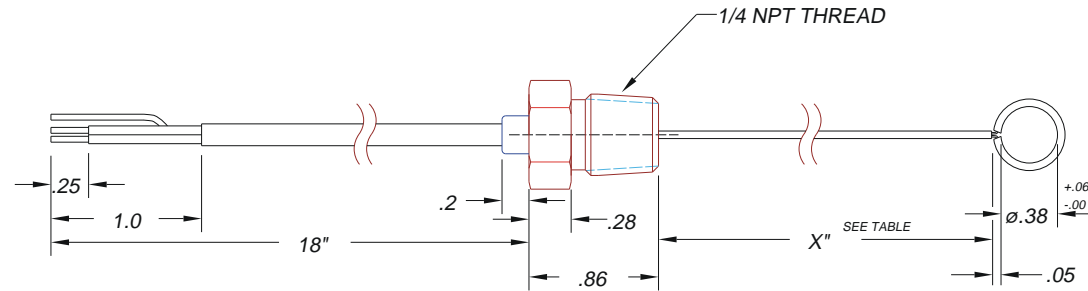
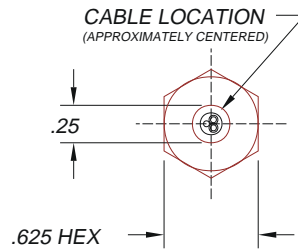
SHIPPING VIEW (SCALE 1=2)



ELECTRICAL SCHEMATIC (SCALE 1=2)



ATMOSPHERE PRESSURE
3000 PSI MAX



NOTES:

1. BAKE PART AT 400°F FOR 4 HOURS, BEFORE TESTS, 1ST ARTICLE QUALIFICATION ONLY.
2. LEAK TEST: 3000 PSI, THREAD SIDE, NO VISIBLE BUBBLES, 2 MINUTES MIN, AT ROOM TEMP.
3. ELECTRICAL TEST: 630 VDC, 500 MEGOHMS MIN, WIRE TO SHIELD & HOUSING.
4. REF-NPT THREAD WRAPPED WITH TEFLON TAPE FOR TESTING.
5. DASH NUMBER REQUIRED ON SALES ORDER & BOM FOR PAVE PART NUMBER, SEE TABLE.
6. DRAIN WIRE TO HOUSING CONTINUITY LESS THEN 2.0 OHMS.
7. CONTINUITY CHECK: LEAD 1 TO LEAD 2 LESS THEN .5 OHMS, SEE DIAGRAM.

THREAD SIDE WIRE LENGTH TABLE

P/N-*	"X" LENGTH	"Y" LENGTH
1515-1	1.75	2.50
1515-2	2.50	3.25
1515-3	3.75	4.50
1515-4	6.25	7.00


 2751 Thunderhawk Court
 Dayton, Ohio 45414-3445
 U.S.A.
 (937)890-1100
 fax (937)890-5165
 www.pavetechnologyco.com

TITLE OR PAVE ORDER CODE

PT4-SS-200-20TSP/LOOP-18-X

PART NUMBER

1515-*

PROJECTION

