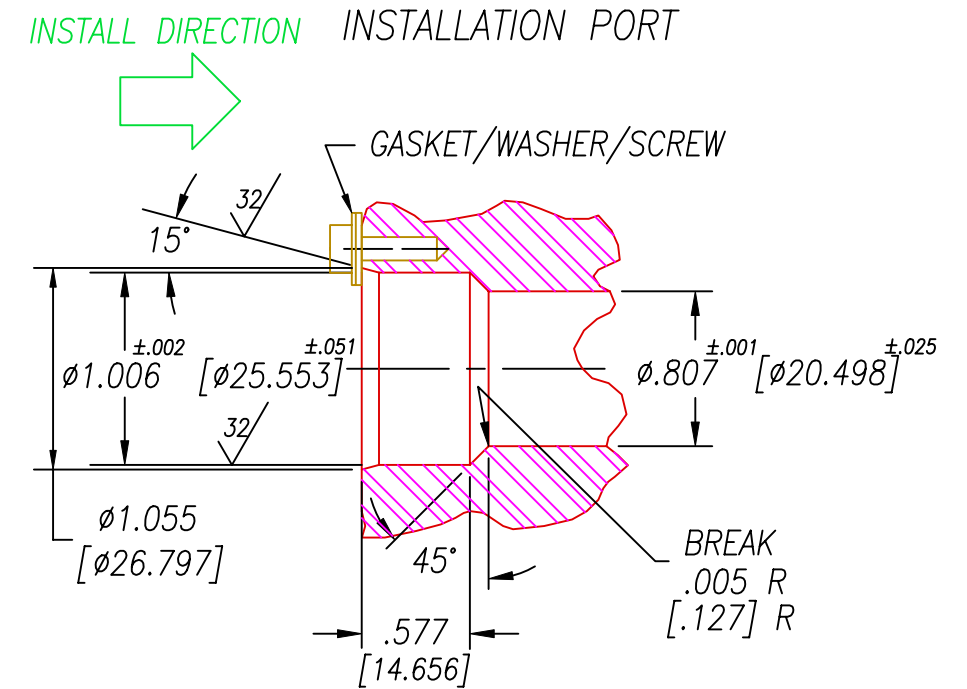
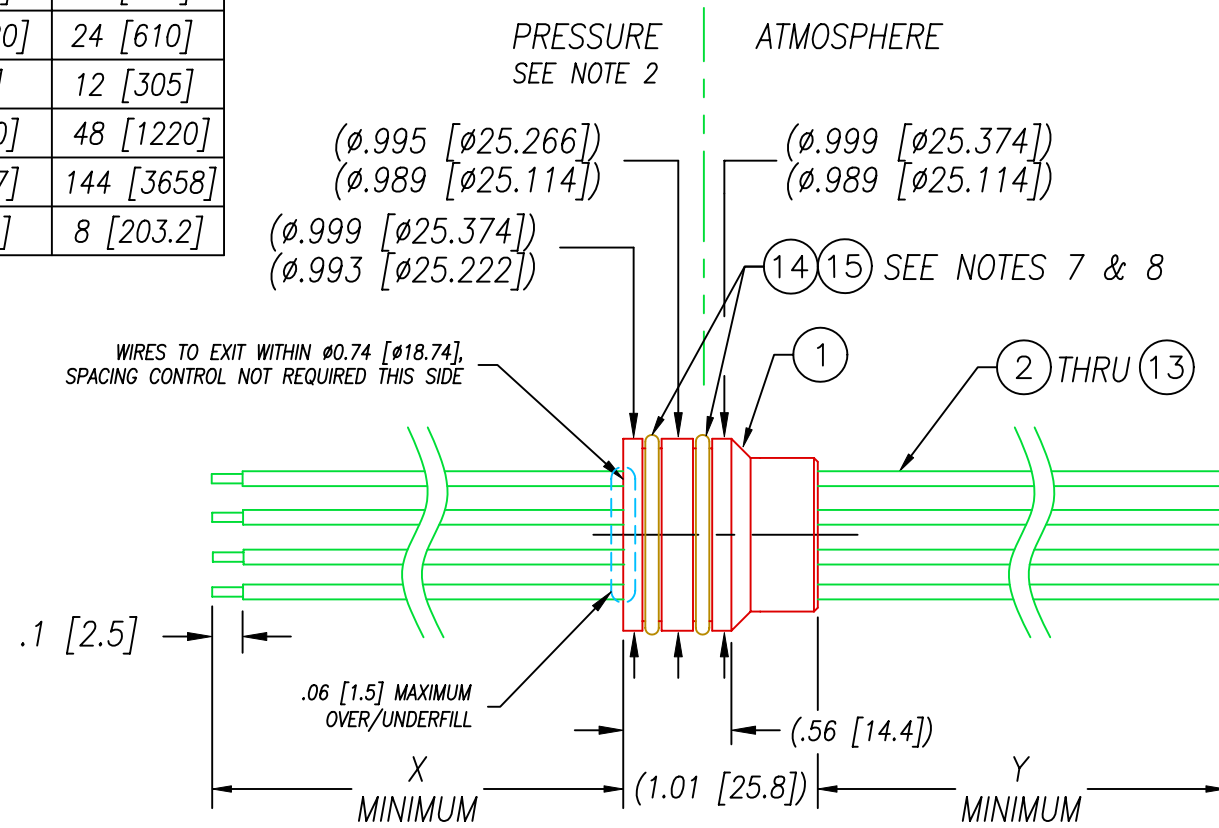
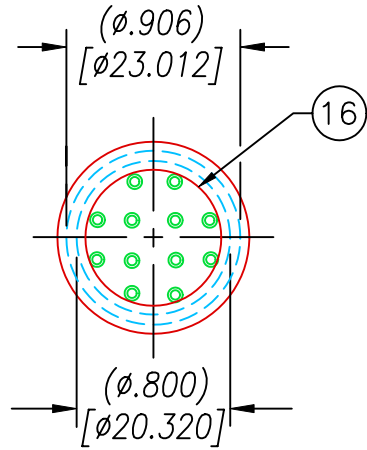


PART#	DESCRIPTION	X	Y
2189	SP16-E-150-12-TEE18-24-24	24 [610]	24 [610]
2189-1	SP16-E-150-12-TEE18-48-24	48 [1220]	24 [610]
2189-2	SP16-E-150-12-TEE18-6-12	6 [153]	12 [305]
2189-3	SP16-E-150-12-TEE18-24-48	24 [610]	48 [1220]
2189-4	SP16-E-150-12-TEE18-18-144	18 [457]	144 [3658]
2189-5	SP16-E-150-12-TEE18-3-8	3 [76.2]	8 [203.2]



NOTES:

- HYPOT 630 VDC 500 MΩ 0.01 SEC MINIMUM, WIRE TO WIRE.
- LEAK TEST:
 - FOR 2189: 80 PSI, NO BUBBLES 2 MINUTES MINIMUM.
 - FOR 2189-1: 750 PSI WITH HELIUM, NO BUBBLES 3 MINUTES MINIMUM.
 - FOR 2189-2: 80 PSI, NO BUBBLES 2 MINUTES MINIMUM.
 - FOR 2189-3: 1000 PSI, NO BUBBLES 30 SECONDS MINIMUM.
 - FOR 2189-4: 250 PSI, NO BUBBLES 2.5 MINUTES MINIMUM.
 - FOR 2189-5: 80 PSI, NO BUBBLES 30 SECONDS MINIMUM.
- ALL TESTS ARE PERFORMED AT ROOM TEMPERATURE.
- ALL PARTS MUST PASS ALL TESTS.
- WIRE POSITIONS ARE APPROXIMATE AND VARIABLE.
- MAXIMUM WIRE BUNDLE SIZE IS φ.725 [18.42].
- ITEM 15 MAY BE SILICONE-BASED SUPER O-LUBE FOR 2189-1.
- ITEM 14 O-RING ARE AS FOLLOWS:
 - FOR 2189 & 2189-5: -020 BUNA
 - FOR 2189-1: -020 BUTYL
 - FOR 2189-2: -020 VITON
 - FOR 2189-3: -020 VITON
 - FOR 2189-4: -020 BUTYL
- DIMENSIONS ARE INCHES [millimeters].

16	A/R	PAVE-Seal 150	EPOXY BLACK
15	A/R	PARKER O-LUBE ^{SEE NOTE 7}	LUBRICANT O-RING BARIUM-BASED ^{SEE NOTE 7}
14	2	SEE NOTE 8	O-RING (SEE NOTE 8)
13	1	EE18 UL1180 R/W	WIRE 18EE UL1180 .014 7/#26
12	1	EE18 UL1180 B/W	WIRE 18EE UL1180 .014 7/#26
11	1	EE18 UL1180 YEL	WIRE 18EE UL1180 .014 7/#26
10	1	EE18 UL1180 WHT	WIRE 18EE UL1180 .014 7/#26
9	1	EE18 UL1180 VIO	WIRE 18EE UL1180 .014 7/#26
8	1	EE18 UL1180 RED	WIRE 18EE UL1180 .014 7/#26
7	1	EE18 UL1180 ORG	WIRE 18EE UL1180 .014 7/#26
6	1	EE18 UL1180 GRY	WIRE 18EE UL1180 .014 7/#26
5	1	EE18 UL1180 GRN	WIRE 18EE UL1180 .014 7/#26
4	1	EE18 UL1180 BR	WIRE 18EE UL1180 .014 7/#26
3	1	EE18 UL1180 BLU	WIRE 18EE UL1180 .014 7/#26
2	1	EE18 UL1180 BLK	WIRE 18EE UL1180 .014 7/#26
1	1	0913	HOUSING SP16-E
ITEM	QTY	PART#	DESCRIPTION

ALL DIMENSIONS AND TOLERANCES APPLY TO FINISHED PART IN INCHES
ALLOWABLE TOLERANCES UNLESS SPECIFIED OTHERWISE: NONE +/-0.5
.X DECIMAL +/- 0.1 .XX DECIMAL +/- 0.02 .XXX DECIMAL +/-0.005
ANGLES +/- 1 DEG SURFACE FINISH 128 microinch RMS



DESCRIPTION PAVE-Seal@ Cable Harnesses

SEE TABLE

PART NUMBER

2189

REVISION LEVEL

J

PROJECTION

