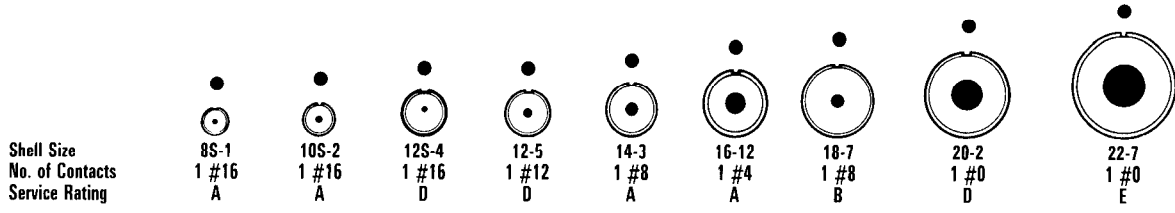


Contact Arrangements (Face View Pin Insert)

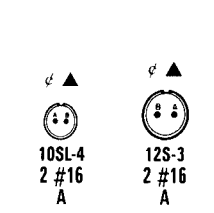
LEGEND

- Resilient only
- ▲ Resilient & Plastic
- ⊕ High Volume Layouts — readily available from Cannon Distributors

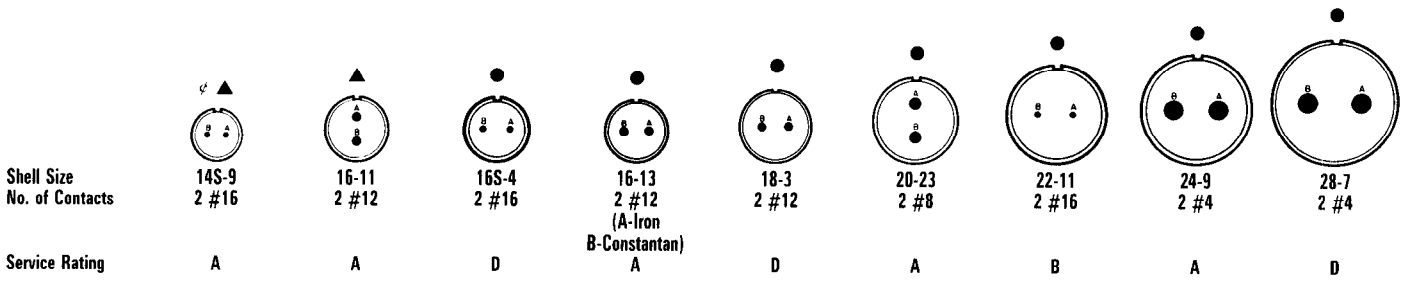
1 Contact



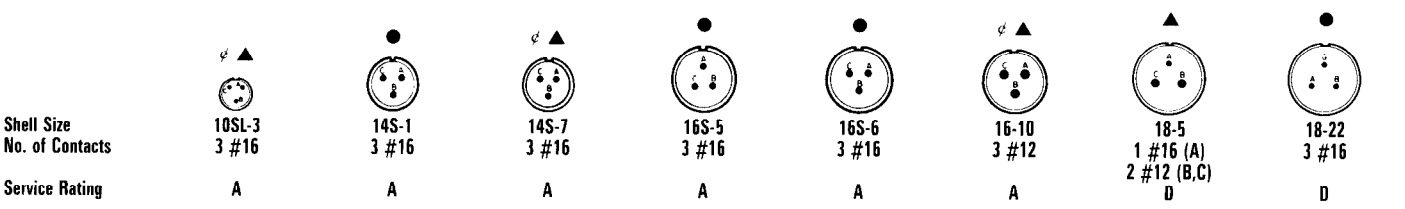
2 Contacts



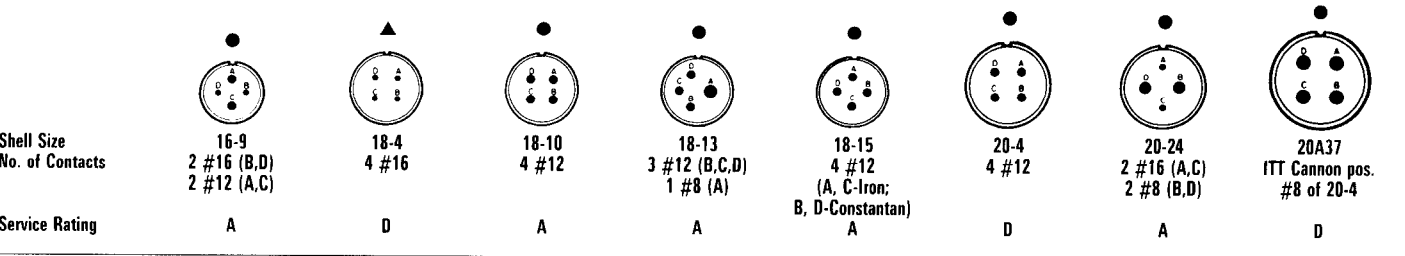
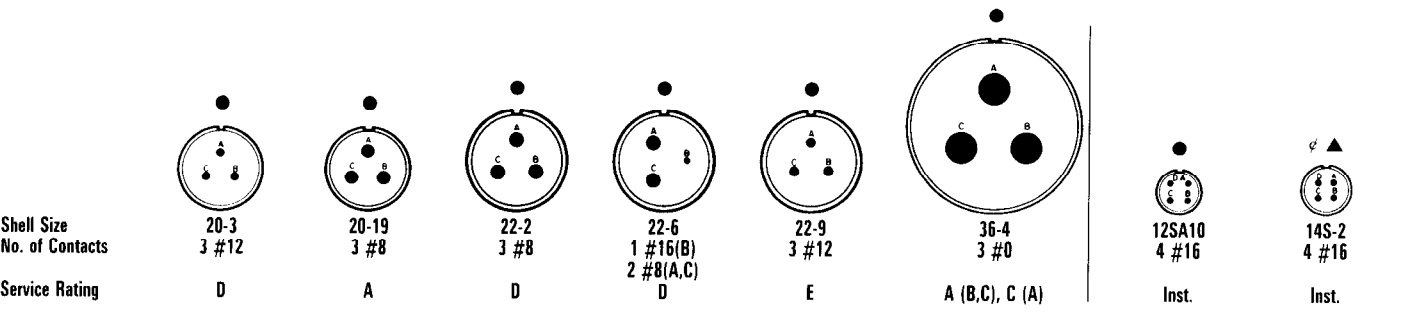
High Voltage



3 Contacts



4 Contacts



Contact Arrangements (Continued)

**LEGEND**  
 ● Resilient only      ♀ High Volume Layouts — readily available from Cannon Distributors  
 ▲ Resilient & Plastic

							5 Contacts	
Shell Size	22-4	22-10	22-22	24-22	32-17	36-5	10SLA4	14S-5
No. of Contacts	2 #12 (A,C)	4 #16	4 #8	4 #8	4 #4	4 #0	5 #20	5 #16
Service Rating	2 #8 (B,D)	E	A	D	D	A	A	Inst.
	A							

Shell Size	16S-8	18-11	20-14	22-12	22-13	24-12	32-1
No. of Contacts	5 #16	5 #12	3 #12 (C,D,E)	3 #16 (A,C,D)	1 #16 (E)	3 #12 (B,D,E)	3 #12 (A,C,D)
Service Rating	A	A	2 #8 (A,B)	2 #8 (B,E)	4 #12 (A-D)	2 #4 (A,C)	2 #0 (B,E)
			A	D	A (A-D), D (E)	A	E (A), D (all others)

6 Contacts

Shell Size	14S-6	18-12	20-8	20-17	20-22	22-5	22-15	28-22	36-6
No. of Contacts	6 #16	6 #16	4 #16(B,C,E,F)	1 #16(F)	3 #16(B,D,F)	4 #16(A,C,D,F)	1 #16(D)	3 #16(D-F)	4 #4(B,C,E,F)
Service Rating	Inst.	A	2 #8(A,D)	5 #12(A-E)	3 #8(A,C,E)	2 #12(B,E)	5 #12 (A-C,E,F), E(D)	3 #4(A-C)	2 #0(A,D)
			Inst.	A	A	D		D	A

7 Contacts

Shell Size	16S-1	18-9	20-15	22-28	24-2	24-10	24-27	28-10
No. of Contacts	7 #16	5 #16(B,C,E-G)	7 #12	7 #12	7 #12	7 #8	7 #16	3 #12(A,F,G)
Service Rating	A	2 #12(A,D)	A	A	D	A	E	2 #8(B,E)
		Inst.						2 #4(C,D)
								D(G), A(all others)

8 Contacts

Shell Size	18-8	20-7	22-18	22-23	24-6	32-15
No. of Contacts	7 #16(A-G)	8 #16	8 #16	8 #12	8 #12	2 #0(A,G)
Service Rating	1 #12(H)	A(C-F)	A(C-E)	D(H)	D(A,G,H)	6 #12(B,C,D,E,F,H)
	A	D(A,B,G,H)	D(all others)	A (all others)	A (all others)	D

9 Contacts

Shell Size	20-16	20-18	22-17
No. of Contacts	7 #16(A-G)	6 #16(A,C-E,G,H)	8 #16(A-D,F-J)
Service Rating	2 #12(H,I)	3 #12(B,F,I)	1 #12(E)
	A	A	D(A), A(all others)

Contact Arrangements (Continued)

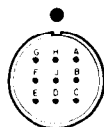
LEGEND

- Resilient only
- ▲ Resilient & Plastic

ψ High Volume Layouts — readily available from Cannon Distributors

† Grommet not available. Consult factory for ordering connectors with this arrangement.

9 Contacts

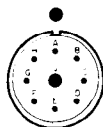


22-20  
9 #16

Shell Size  
No. of Contacts

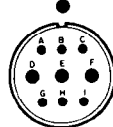
Service Rating

A



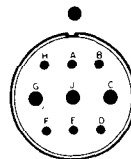
22-27  
8 #16(A-H)  
1 #8(J)

D(J), A (all others)



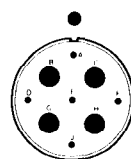
24-11  
6 #12(A-C, G-I)  
3 #8(D-F)

A



28-1  
6 #12(A,B,D-F,H)  
3 #8(C,J,G)

D(A,E,J)  
A (all others)



28A16  
5 #16(A,D-F,J)  
4 #4(B,C,G,H)

A

10 Contacts



18-1  
10 #16

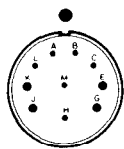
A(B,C,F,G)  
Inst. (all others)



18-19  
10 #16

A

10 Contacts



28-19  
6 #16(A-C,H,L,M)  
4 #12(E,G,J,K)

Shell Size  
No. of Contacts

Service Rating

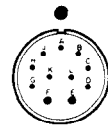
A (C,E,G,J,K,L)  
B (H,M), D(A,B)

11 Contacts



20-33  
11 #16

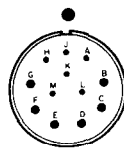
A



24-20  
9 #16(A-D,G-L)  
2 #12(E,F)

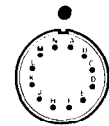
D

12 Contacts



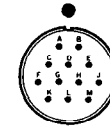
28-9  
6 #16(A,H-M)  
6 #12(B-G)

D



24-19  
12 #16

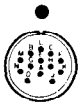
A



24A24  
12 #12

A

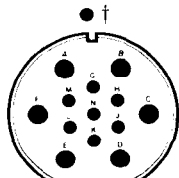
13 Contacts  
(20-25)\*  
(20-30)\*



20-11  
13 #16

Inst.

13 Contacts



40A33  
7 #8 (G-N)  
6 #4 (A-F)

Shell Size  
No. of Contacts

Service Rating

A

14 Contacts



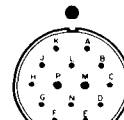
20-27  
14 #16

A



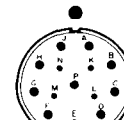
22-19  
14 #16

A



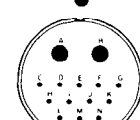
28-2  
12 #16 (A, L, N)  
2 #12 (M, P)

D



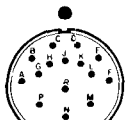
28-20  
4 #16 (K-N)  
10 #12 (A-J, P)

A



32-9  
12 #16 (C-N)  
2 #4 (A, B)

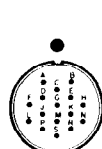
D



28-17  
15 #16

A (A-L), B (R)  
D (M-P)

16 Contacts

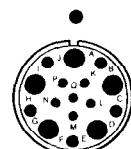


24-5  
16 #16

Shell Size  
No. of Contacts

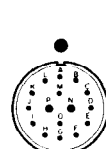
Service Rating

A



36-14  
6 #16 (K-N, P, Q)  
5 #12 (B, D, F, H, J)  
5 #8 (A, C, E, G, I)

D



24-7  
14 #16 (A-M, O)  
2 #12 (P, N)

A

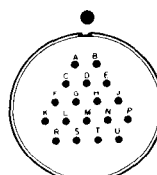
17 Contacts



20-29  
17 #16

A

18 Contacts



36A16  
18 #12  
(B, C, V, J, K, M, N, R, T-Iron; A, D-F, H, L, P, S, U-Constantan)

A

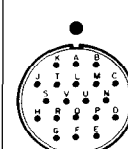
19 Contacts



22-14  
19 #16

A

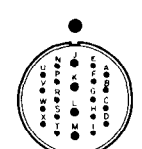
20 Contacts



28-16  
20 #16

A

22 Contacts



28-11  
18 #16 (A-L, N-X)  
4 #12 (J-M)

A

\*NOTE: Additional layouts are the same as shown but in unique alternate positions. Please consult the factory.

Contact Arrangements (Continued)

LEGEND

- Resilient only
- ▲ Resilient & Plastic
- ⚡ High Volume Layouts — readily available from Cannon Distributors
- † Grommet not available. Consult factory for ordering connectors with this arrangement.

	23 Contacts	24 Contacts	26 Contacts	27 Contacts	29 Contacts	30 Contacts	31 Contacts	35 Contacts
Shell Size	32-6	24-28	28-12	36A46	40-10	32-8	36-9	28-15
No. of Contacts	16 #16(A-O,S) 2 #12(U,V) 3 #8(P,R,T) 2 #4(W,X)	24 #16	26 #16	27 #12	16 #16(A,B,E-H,M,N,P Q,V-Y,b,c) 9 #8(C,D,I,L,O,R,U,Z,a) 4 #4(K,J,S,T)	24 #16(A-L,T-Z,a-e) 6 #12(M-S) 2 #8(O,R)	14 #16(A-G,Z-f) 14 #12(H-N,S-Y) 2 #8(O,R) 1 #4(P)	35 #16
Service Rating	A	Inst.	A	A	A	A For new MIL equip. design, use 32-7	A	A For new MIL equip. design, use 28-21

	35 Contacts	37 Contacts	42 Contacts	43 Contacts	47 Contacts
Shell Size	32-7	36-15	28-21	44-1	28A51
No. of Contacts	28 #16(A-N,W-Z,a-k) 7 #12(O-V)	35 #16	37 #16	36 #16(A-S,Z-t) 6 #12(T-Y)	43 #16
Service Rating	Inst. (A,B,h,j) A (all others)	D (m), A (all others)	A	D	A

	47 Contacts	48 Contacts	52 Contacts	54 Contacts	56 Contacts
Shell Size	36-8	36-10	36A34	32A10	36A66
No. of Contacts	46 #16(A-X,Z-z) 1 #12(Y)	48 #16	52 #16	54 #16	52 #16(A-c,h-AK) 4 #12(d,e,f,g)
Service Rating	A	A	A	A	A

	60 Contacts	85 Contacts	100 Contacts
Shell Size	40A27	40-56	48-5
No. of Contacts	60 #16	85 #16	90 #16(A-BL,BN-BT,BW,BX) 1 #8(CD) 9 #12(BM,BU,BV,BY,CC,CE)
Service Rating	A	A	A