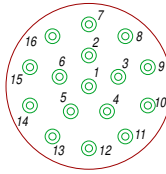
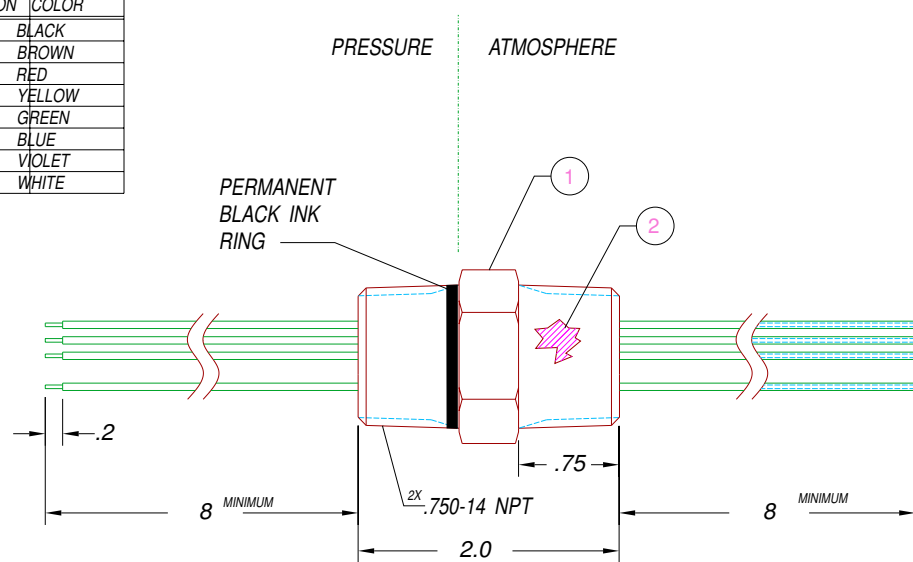
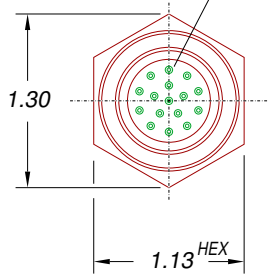


WIRE COLOR LOCATIONS DETAIL  
SCALE 2=1



POSITION	COLOR
1 & 9	BLACK
2 & 10	BROWN
3 & 11	RED
4 & 12	YELLOW
5 & 13	GREEN
6 & 14	BLUE
7 & 15	VIOLET
8 & 16	WHITE

APPROXIMATE  
WIRE LOCATIONS



NOTES:

1. LEAK TEST: 600 PSI, NO BUBBLES 1 MINUTE MIN.
2. HYPOT 630 VDC 500 MEGOHMS .01 SEC MINIMUM, WIRE TO WIRE & HOUSING.
3. ALL TESTS ARE DONE AT ROOM TEMPERATURE.
4. THESE SPECIFICATIONS SUPERSEDE PAVE CATALOG.
5. RECOMMENDED PORT: 3/4-14 NPT THREAD W/TEFLON TAPE.
6. UL1180 WIRE MAY BE SUBSTITUTED FOR THE MIL-W-16878 WIRE.

10	2@18	EE24 MIL WHT	WIRE EE24 MIL-W-16878 7/#32 WHITE
9	2@18	EE24 MIL YEL	WIRE EE24 MIL-W-16878 7/#32 YELLOW
8	2@18	EE24 MIL VIO	WIRE EE24 MIL-W-16878 7/#32 VIOLET
7	2@18	EE24 MIL RED	WIRE EE24 MIL-W-16878 7/#32 RED
6	2@18	EE24 MIL BLK	WIRE EE24 MIL-W-16878 7/#32 BLACK
5	2@18	EE24 MIL BLU	WIRE EE24 MIL-W-16878 7/#32 BLUE
4	2@18	EE24 MIL BRN	WIRE EE24 MIL-W-16878 7/#32 BROWN
3	2@18	EE24 MIL GRN	WIRE EE24 MIL-W-16878 7/#32 GREEN
2	A/R	PAVE-Seal 200	EPOXY BLACK
1	1	0073	HOUSING PTN12-SS
ITEM	QTY	PART NUMBER	DESCRIPTION

ALL DIMENSIONS AND TOLERANCES APPLY TO FINISHED PART IN INCHES  
ALLOWABLE TOLERANCES UNLESS SPECIFIED OTHERWISE: NONE +/- .5  
.X DECIMAL +/- .1 .XX DECIMAL +/- .02 .XXX DECIMAL +/- .005  
ANGLES +/- 1 DEG SURFACE FINISH 128 microinch RMS

**PAVE Technology** 2751 Thunderhawk Court  
Dayton, Ohio 45414-3445  
U.S.A.  
(937)890-1100  
fax (937)890-5165  
www.pavetechnologyco.com

TITLE OR PAVE ORDER CODE **PAVE-Seal® Cable Harnesses**  
**PTN12-SS-200-16-TEE24-8-8**

PART NUMBER **2004** PROJECTION