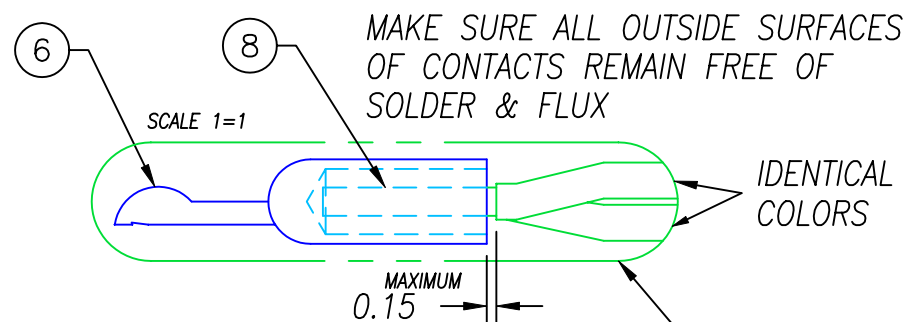
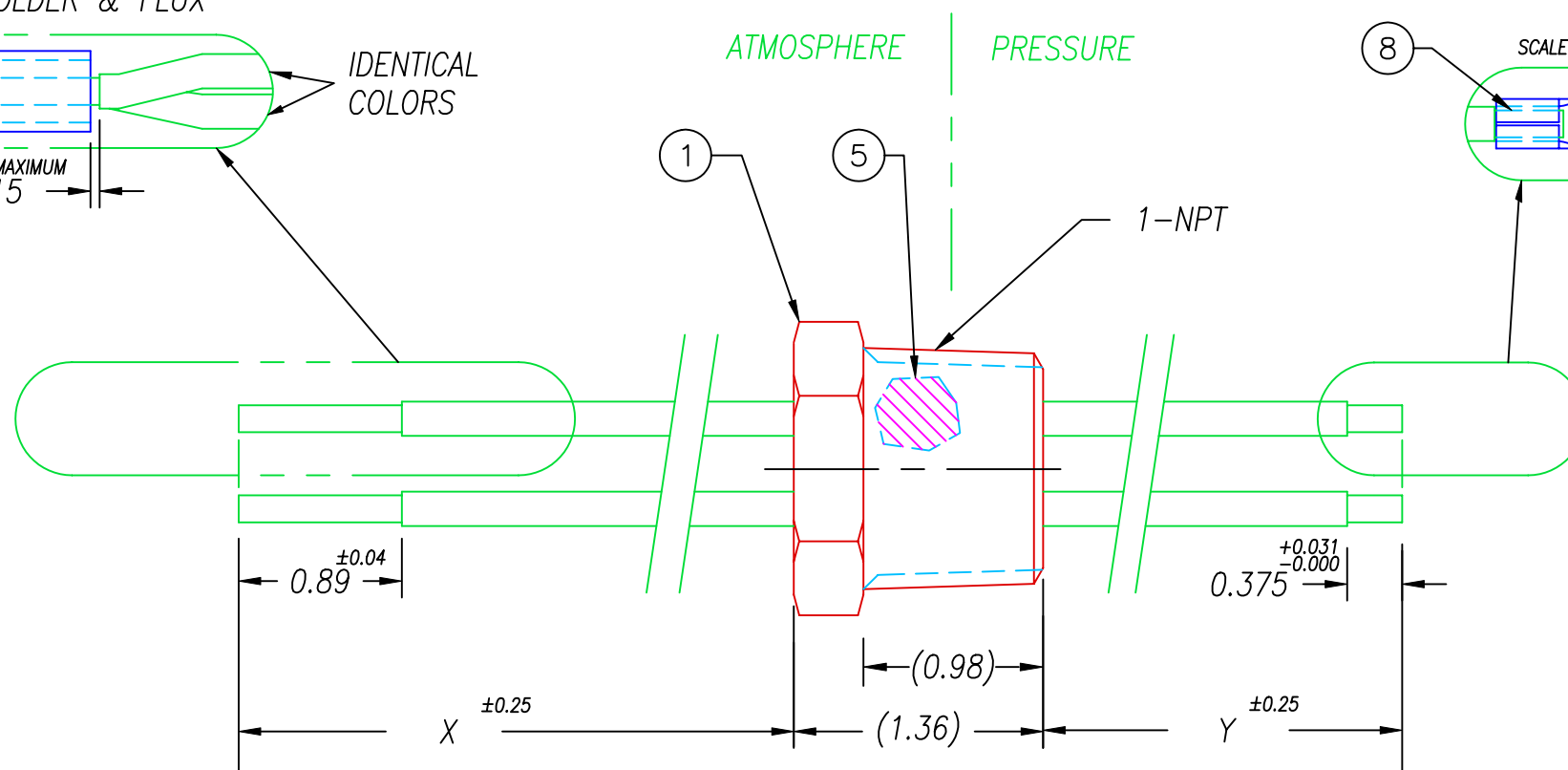
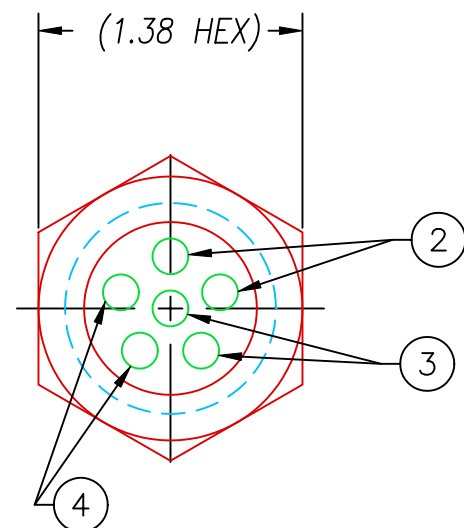
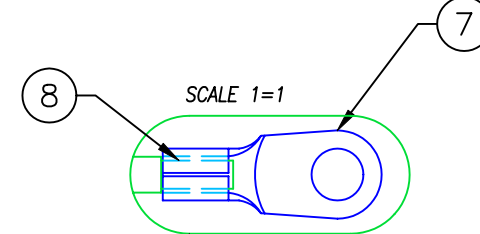


POWER CONTACT SOLDER DETAIL



TERMINAL CRIMP & SOLDER DETAIL



WIRE LENGTHS		
ITEM	X	Y
4	7	11
4	7	6
3	12	11
3	12	5
2	12	11.5
2	12	6.5

8	A/R	SN60	SOLDER .031 SN60/40
7	6	PANDUIT #P8-14R	TERMINAL RING 1/4"
6	3	ANDERSON #1319	CONTACT POWER 120A
5	A/R	PAVE-Seal 80	EPOXY BLACK
4	33.72	TZ8 WHITE	WIRE MIL-W-22759/34 .187 133/#29
3	42.72	TZ8 RED	WIRE MIL-W-22759/34 .187 133/#29
2	44.72	TZ8 BLACK	WIRE MIL-W-22759/34 .187 133/#29
1	1	1625-B	HOUSING PT16-B
ITEM	QTY	PART#	DESCRIPTION

NOTES:

1. LEAK TEST: 80 PSI, NO BUBBLES 30 SECONDS, 100%.
2. HYPOT 1500 VAC 500 MEGOHMS 0.01 SEC MINIMUM, WIRE TO WIRE & HOUSING.
3. ALL TESTS ARE DONE AT ROOM TEMPERATURE.
4. CONTINUITY FROM POWER CONTACT TO TERMINAL 2mΩ MAX.
5. WIRE COLOR LOCATIONS MAY VARY.

ALL DIMENSIONS AND TOLERANCES APPLY TO FINISHED PART IN INCHES
 ALLOWABLE TOLERANCES UNLESS SPECIFIED OTHERWISE: NONE +/-0.5
 .X DECIMAL +/- 0.1 .XX DECIMAL +/- 0.02 .XXX DECIMAL +/-0.005
 ANGLES +/- 1 DEG SURFACE FINISH 128 microinch RMS



DESCRIPTION PAVE-Seal® Cable Harnesses
 PT16-B-80-6-TZ8-12-12

PART NUMBER
 2180

REVISION LEVEL C
 PROJECTION