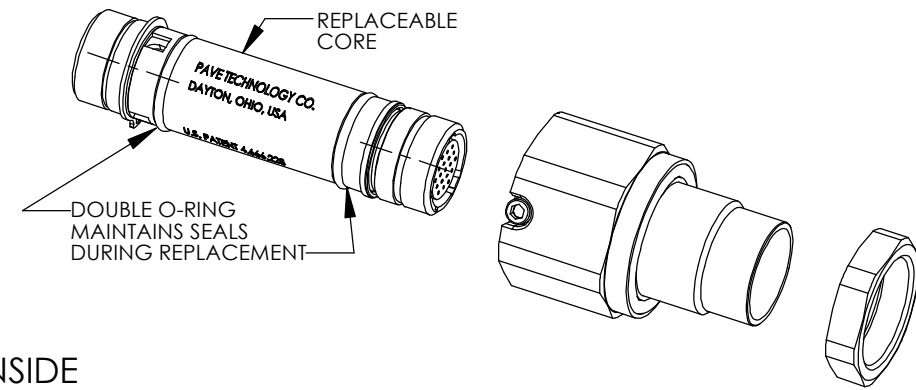
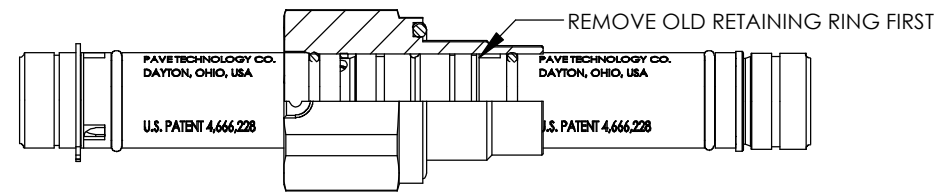
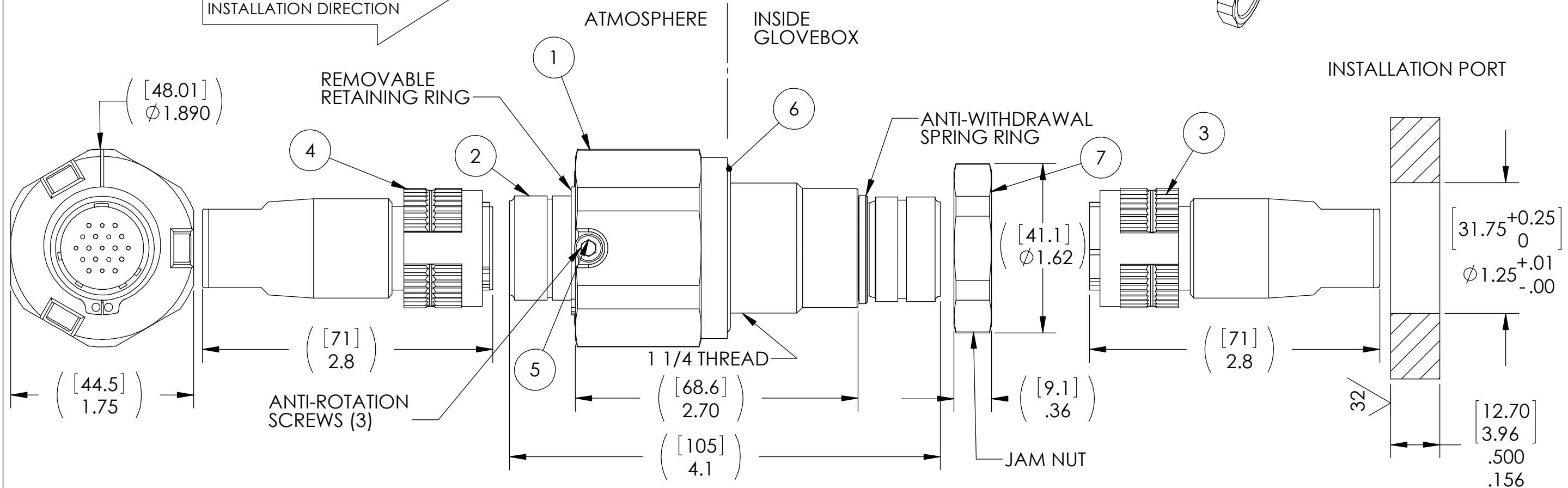


REPLACING THE CORE



REPLACEMENT CORE
INSTALLATION DIRECTION



NOTES:

1. HE LEAK TEST @ 1 ATM. 10X10⁻⁷ CC/SEC OR LESS.
2. HYPOT 630 VDC 500 MEGOHMS MINIMUM 0.01 SECOND MINIMUM PIN TO PIN AND HOUSING WITH MATING CONNECTORS.
3. CONTINUITY TEST WITH MATING CONNECTORS <.5 Ohms.
4. ALL TESTS ARE PERFORMED AT ROOM TEMPERATURE.
5. ALL PARTS MUST PASS ALL TESTS.
6. REF-OPERATING TEMPERATURE -20 °C TO 125 °C.
7. DIMENSIONS ARE INCHES [millimeters].

ITEM	QTY	PART #	DESCRIPTION
7	1	1014	NUT VS18-SS
6	1	-220 VITON	O-RING -220 VITON 75
5	3	8-32X.25"SHCS	SCREW 8-32 X .25" SS SOCKET HEAD CAP
4	1	PT-1054	SOCKET PLUG ASSY 19
3	1	PT-1053	PIN PLUG ASSY 19
2	1	PT-1048	PUSHTHRU ASSY 38999/III 19#20
1	1	PT-1008	HOUSING VS18P 304 SS

PAVE technology co.

2751 Thunderhawk Court
Dayton, OH 45414-3445
U.S.A.
tel (937) 890-1100
fax (937) 8905165
www.pavetechnologyco.com

DESCRIPTION
VS18P-SS-150-19-20-99920PS

PART NUMBER
PT-1046

MATERIAL NOTED

REVISION LEVEL
A

PROJECTION

ALL DIMENSIONS AND TOLERANCES APPLY TO FINISHED PART IN INCHES.
ALLOWABLE TOLERANCES UNLESS SPECIFIED OTHERWISE: NONE ±0.5
X.X DECIMAL ±0.1 X.XX DECIMAL ±0.02 X.XXX DECIMAL ±0.005
ANGLES ±1 DEGREE SURFACE FINISH 128 microinch RMS