

NOTES:

1. LEAK TESTING, A GREEN PAINT DOT INDICATES THE PART HAS PASSED THE TEST:
 FOR 1162 & 1162-2: HE LEAK TEST @ 1ATM 1×10^{-6} CC/S OR LESS.
 FOR 1162-1 ONLY: LEAK TEST 2000 PSI, NO N2 BUBBLES 5 MINUTES MINIMUM.
 FOR 1162-3 ONLY: LEAK TEST 3000 PSI, NO N2 BUBBLES 1 MINUTE MINIMUM.
2. HYPOT 630 VDC 500 MΩ 0.01 SEC MINIMUM, CONDUCTOR TO SMA SHELL TO HOUSING WITH MATING CONNECTORS. HOUSING IS ISOLATED FROM SMA SHELL.
3. REF-FOR USE AT FREQUENCIES LESS THAN 1GHz.
4. ALL TESTS ARE PERFORMED AT ROOM TEMPERATURE.
5. ALL PARTS MUST PASS ALL TESTS.
6. COSMETIC SURFACE VOIDS NOT ON O-RING SEALING SURFACES ARE ACCEPTABLE BASED ON THE SEAL'S DIAMETER:
 <= .5 [12.7] SEAL DIAMETER: ø.035 [.89] MAX ALLOWED VOID SIZE
 > .5 [12.7] SEAL DIAMETER: ø.060 [1.5] MAX ALLOWED VOID SIZE
7. DIMENSIONS ARE INCHES [millimeters].
8. REF-OPERATING TEMPERATURE RANGE:
 FOR 1162, 1162-1 & 1162-3: -20°C TO 125°C
 FOR 1162-2 ONLY: -60°C TO 121°C
9. PAVE-SEAL CAN BE A BI-DIRECTIONAL HERMETIC SEAL FOR VACUUM AND MOST PRESSURES. FOR PRESSURES ABOVE 150 PSI (10 BAR), CHECK WITH SALES ENGINEERING.
10. ALCOHOL OR FOMBLIN YVAC 3 MAY BE USED TO LUBRICATE O-RINGS FOR VACUUM HELIUM LEAK TESTING.

PAVE PART NUMBER TABLE

PAVE#	ITEM 4 PART#	ITEM 4 DESCRIPTION
1162	-112 VITON	O-RING -112 VITON 75
1162-1	-112 VITON	O-RING -112 VITON 75
1162-2	-112 BUTYL	O-RING -112 BUTYL 70
1162-3	-112 VITON	O-RING -112 VITON 75

5	1	0894	NUT VS8-SS
4	1	SEE TABLE	SEE TABLE
3	A/R	PAVE-Seal 150	EPOXY BLACK
2	2	AMPH #901-9215	RCPT SMA (50 OHM) AMPHENOL OR EQUAL
1	1	3395	HOUSING VS8-SS 316SS
ITEM	QTY	PART#	DESCRIPTION

ALL DIMENSIONS AND TOLERANCES APPLY TO FINISHED PART IN INCHES
 ALLOWABLE TOLERANCES UNLESS SPECIFIED OTHERWISE: NONE +/-0.5
 .X DECIMAL +/- 0.1 .XX DECIMAL +/- 0.02 .XXX DECIMAL +/-0.005
 ANGLES +/- 1 DEG SURFACE FINISH 128 microinch RMS



DESCRIPTION PAVE-Mate® I Connectors
 VS8-SS-150-1-SMA-SMA


PART NUMBER *SEE TABLE

1162*

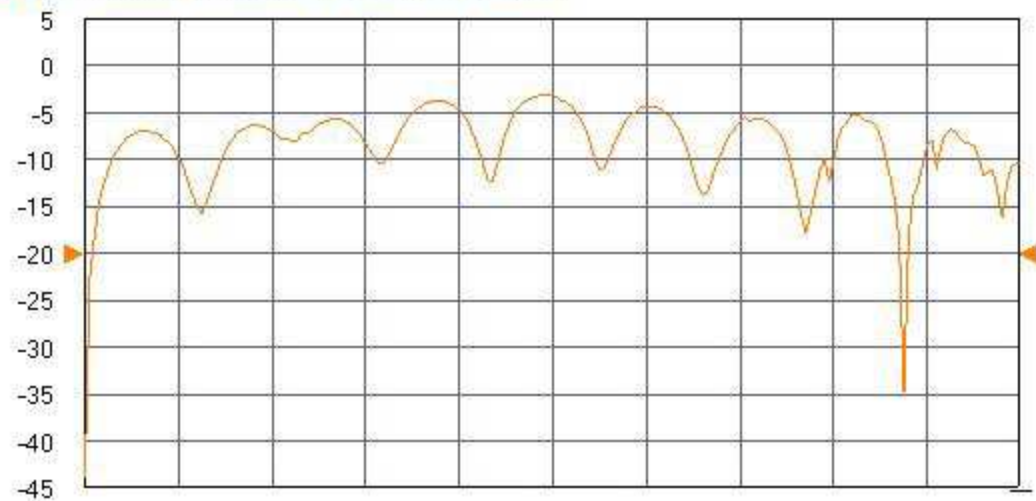
REVISION LEVEL

Q

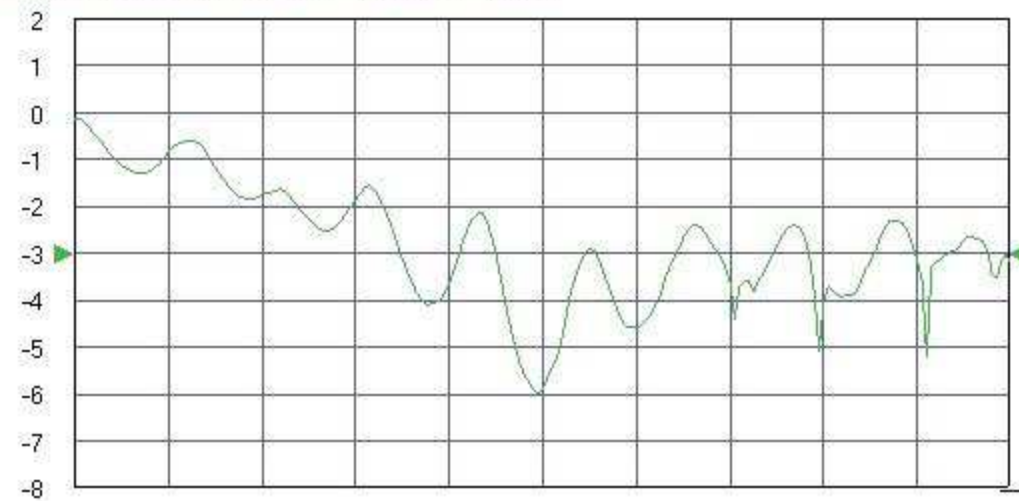
PROJECTION



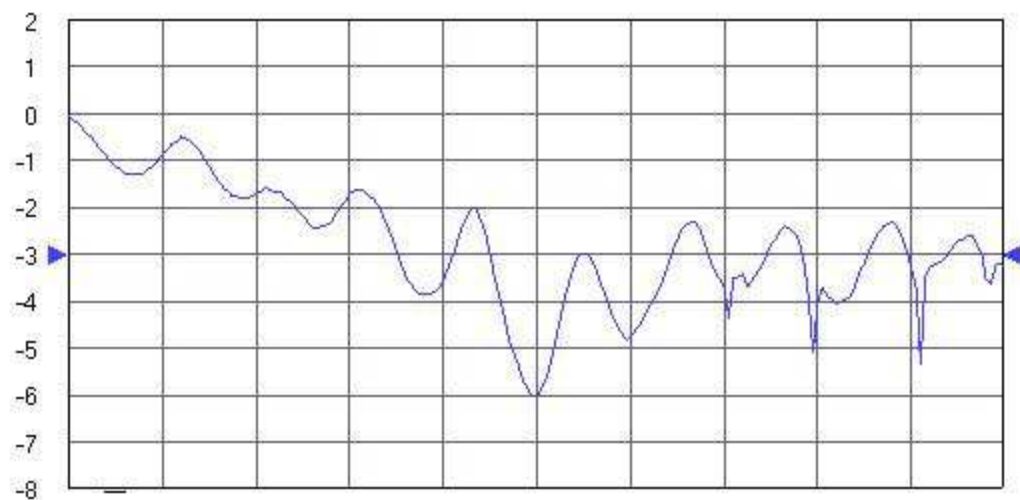
Tr1 S11 Refl LogM RefLvl: -20 dB Res: 5 dB/Div



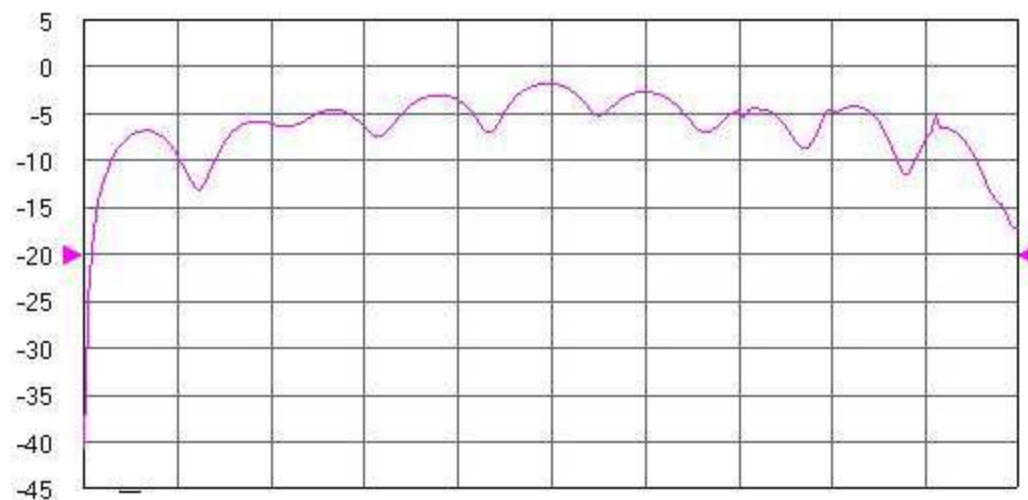
Tr2 S12 Trans LogM RefLvl: -3 dB Res: 1 dB/Div

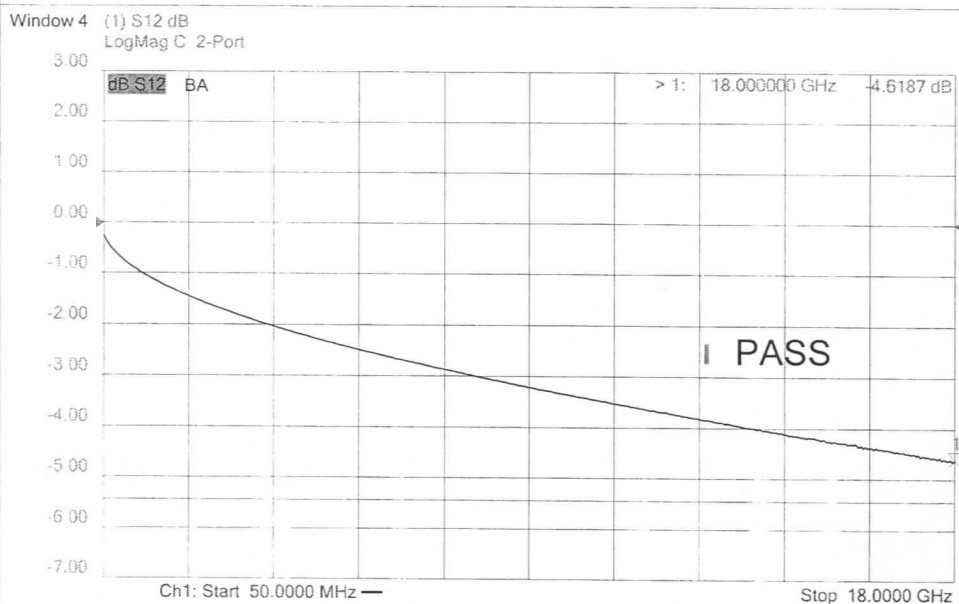
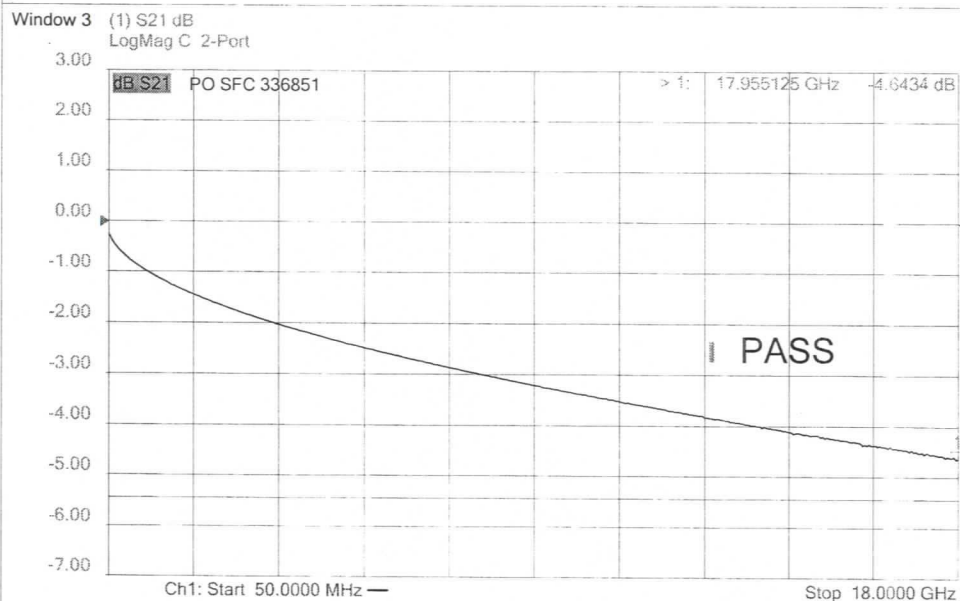
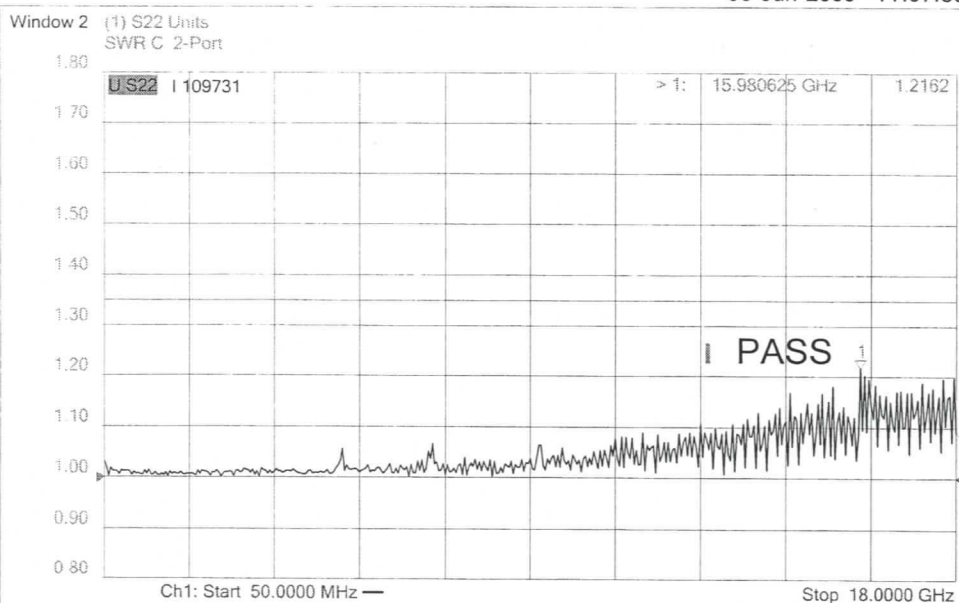
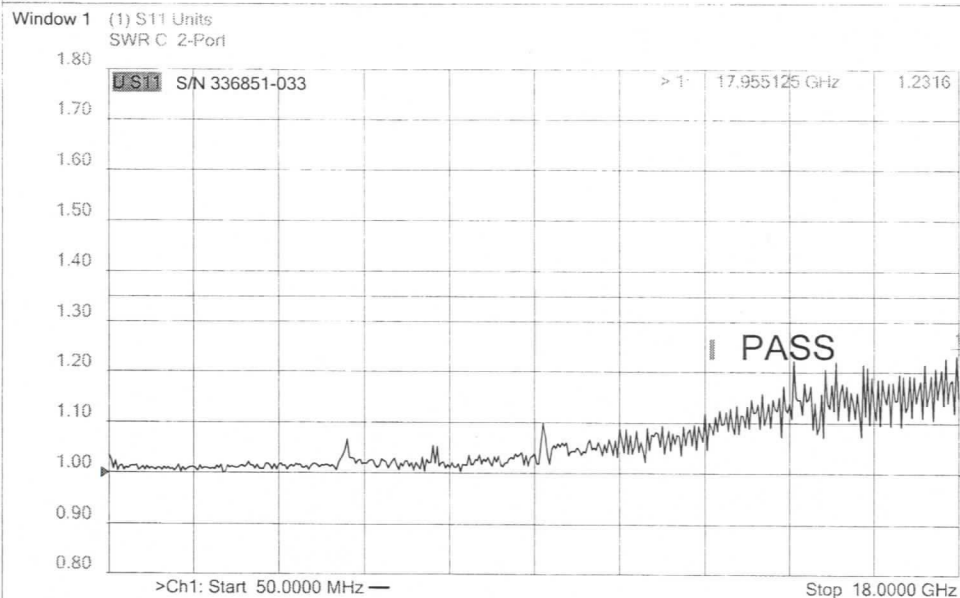


Tr3 S21 Trans LogM RefLvl: -3 dB Res: 1 dB/Div



Tr4 S22 Refl LogM RefLvl: -20 dB Res: 5 dB/Div





Trace Attributes

Window	ID	Trace	Channel	Correction	Options	Marker	Position	Response
1	1	S11	1	C 2-Port		1	17955.125 MHz	1.2316
2	1	S22	1	C 2-Port		1	15980.625 MHz	1.2162
3	1	S21	1	C 2-Port		1	17955.125 MHz	-4.6434 dB
4	1	S12	1	C 2-Port		1	18000 MHz	-4.6187 dB