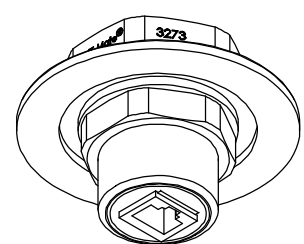
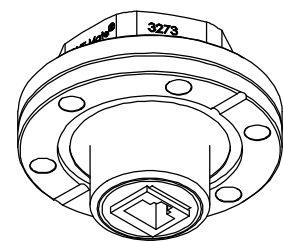
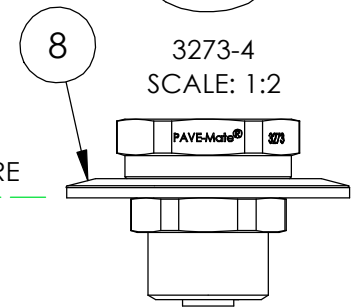
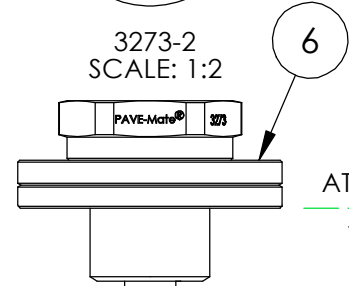
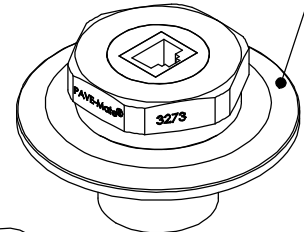
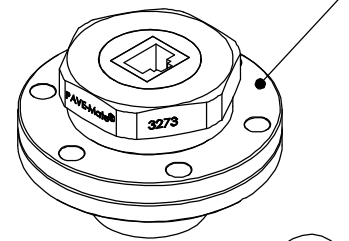


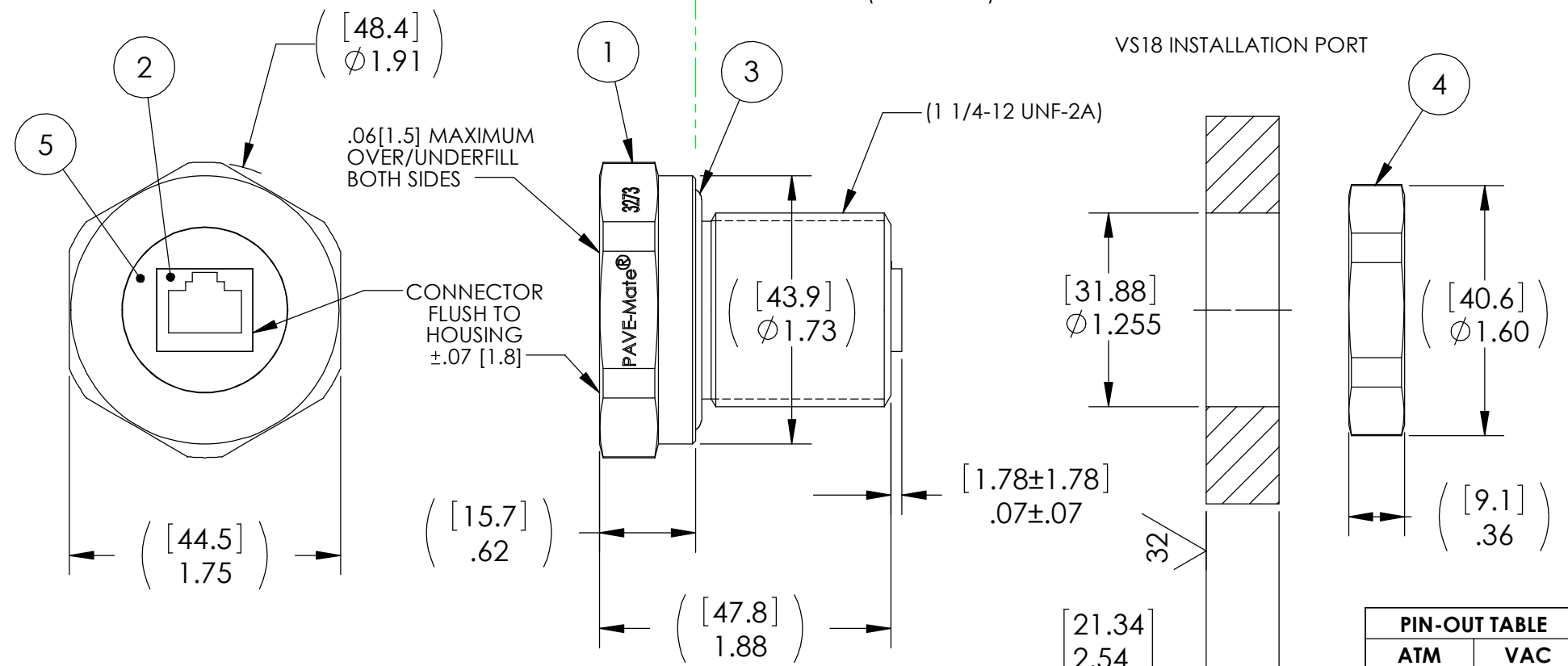
3273-2 ONLY IS LEAK TESTED & SHIPS MOUNTED TO A CF275 FLANGE (SS) AS SHOWN

3273-4 ONLY IS LEAK TESTED & SHIPS MOUNTED TO A NW50 FLANGE (SS) AS SHOWN



ATMOSPHERE  
VACUUM

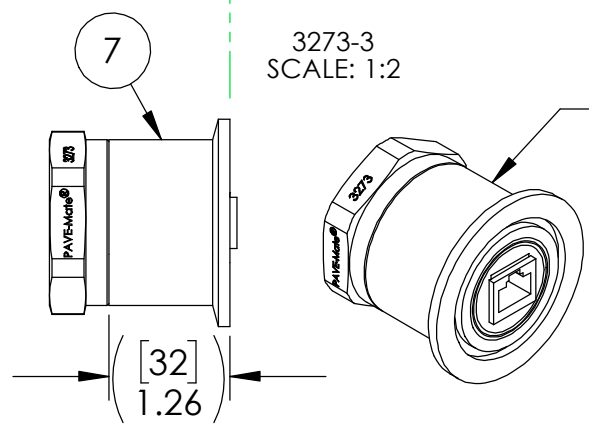
ATMOSPHERE PRESSURE | VACUUM (SEE NOTE 1)  
ATMOSPHERE (SEE NOTE 2)



NOTES:

- FOR 3273, 3273-2, 3273-3, & 3273-4 ONLY: HE LEAK TEST @ 1ATM. 1X10<sup>-8</sup> CC/SEC OR LESS. A GREEN PAINT DOT ON THE ATMOSPHERE SIDE INDICATES THE PART HAS PASSED THE TEST. 3273-2 IS TESTED WITH A G-275 VITON GASKET (NOT SUPPLIED).
- FOR 3273-1 ONLY: LEAK TEST 1000 PSI NITROGEN HEX SIDE, NO BUBBLES 30 SECONDS MINIMUM. A GREEN PAINT DOT INDICATES THE PART HAS PASSED THE TEST.
- HYPOT 630 VDC 500 MEGOHMS MINIMUM 0.01 SECOND MINIMUM PIN TO PIN AND HOUSING WITH MATING PLUGS.
- CONTINUITY TEST <0.5 OHM MATING PLUG TO MATING PLUG.
- ALL TESTS ARE PERFORMED AT ROOM TEMPERATURE.
- ALL PARTS MUST PASS ALL TESTS.
- COSMETIC SURFACE VOIDS NOT ON O-RING SEALING SURFACES ARE ACCEPTABLE BASED ON THE SEAL'S DIAMETER:  
 <= .5 [12.7] SEAL DIAMETER: Ø .035 [.89] MAX ALLOWED VOID SIZE  
 >= .5 [12.7] SEAL DIAMETER: Ø .060 [1.5] MAX ALLOWED VOID SIZE
- REF-OPERATING TEMPERATURE RANGE -53 °C TO 80 °C.
- DIMENSIONS ARE INCHES [millimeters].
- ALCOHOL OR FOMBLIN YVAC 3 MAY BE USED TO LUBRICATE O-RINGS FOR VACUUM HELIUM LEAK TESTING.
- PAVE-SEAL CAN BE A BI-DIRECTIONAL HERMETIC SEAL FOR VACUUM AND MOST PRESSURES. FOR PRESSURES ABOVE 150 PSI (10 BAR), CHECK WITH SALES ENGINEERING.
- ITEM 4 (NUT) DOES NOT SHIP WITH 3273-2 OR 3273-3.

ATMOSPHERE | VACUUM



PIN-OUT TABLE	
ATM	VAC
1	1
2	2
3	3
4	4
5	5
6	6
7	7
8	8

ITEM	QTY	PART NUMBER	DESCRIPTION
8	1*	5406	HOUSING NW50-SS VS18 ADAPTER
7	1*	5134	HOUSING NW40-SS VS18 ADAPTER
6	1*	CF275-SS-X	HOUSING CF275-SS-X W/ VS18 THREAD
5	A/R	PAVE-Seal 150	EPOXY BLACK
4	1*	1014	NUT VS18-SS
3	1	-219 NITRILE LT	O-RING -219 NITRILE N0304-75
2	1	WJP1F5	CONNECTOR RJ45 CAT5E/CAT6/CAT7 SHIELDED (2X) MOUNTED TO PCB
1	1	0660	HOUSING VS18-SS

**PAVE technology co.**  
 2751 Thunderhawk Court  
 Dayton, OH 45414-3445  
 U.S.A.  
 tel (937) 890-1100  
 fax (937) 8905165  
 www.pavetechnologyco.com

DESCRIPTION  
VS18-SS-150-8-24-RJ45-RJ45

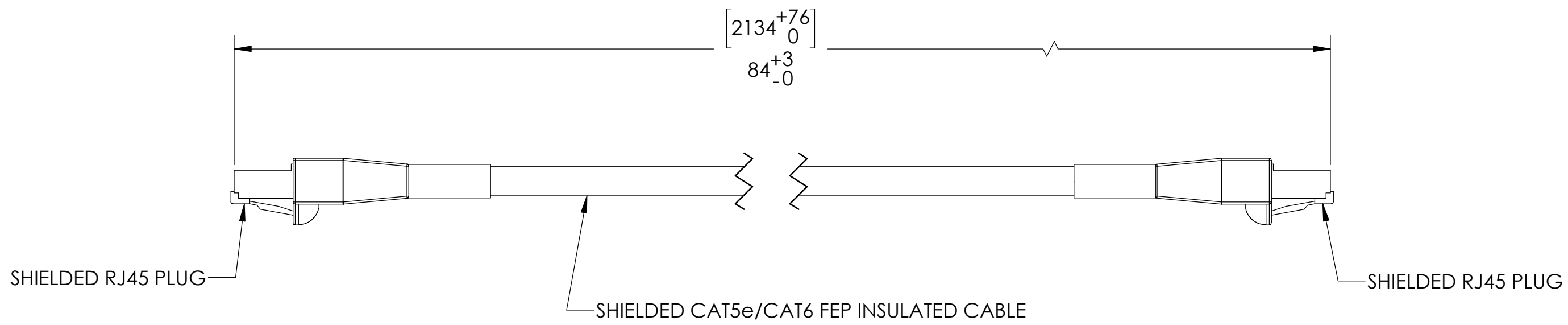
PART NUMBER: **3273**

MATERIAL: NOTED

REVISION LEVEL: P


PROJECTION:

ALL DIMENSIONS AND TOLERANCES APPLY TO FINISHED PART IN INCHES.  
 ALLOWABLE TOLERANCES UNLESS SPECIFIED OTHERWISE: NONE ±0.5  
 X.X DECIMAL ±0.1 X.XX DECIMAL ±0.02 X.XXX DECIMAL ±0.005  
 ANGLES ±1 DEGREE SURFACE FINISH 128 microinch RMS



NOTE: RJ45 WIRING CONFIGURATION PER TIA/EIA 568A

ALL DIMENSIONS AND TOLERANCES APPLY TO FINISHED PART IN INCHES.  
 ALLOWABLE TOLERANCES UNLESS SPECIFIED OTHERWISE: NONE ±0.5  
 X.X DECIMAL ±0.1 X.XX DECIMAL ±0.02 X.XXX DECIMAL ±0.005  
 ANGLES ±1 DEGREE SURFACE FINISH 128 microinch RMS

		2751 Thunderhawk Court Dayton, OH 45414-3445 U.S.A. tel (937) 890-1100 fax (937) 8905165 <a href="http://www.pavetechnologyco.com">www.pavetechnologyco.com</a>	
		DESCRIPTION CABLE ASSEMBLY SHIELDED CAT 5e/CAT 6 FEP JACKET/ INSULATION TERMINATED WITH SHIELDED CAT 5e/CAT 6 RJ45 PLUGS	
PART NUMBER <b>5546</b>	MATERIAL NOTED	REVISION LEVEL -	PROJECTION 