PAVE#	ITEM 4 PART#	ITEM 4 DESCRIPTION	(TEMPERATURE RANGE)	X	DESCRIPTION
4621	-215 VITON	O-RING -215 VITON 75	-20˚C TO 125˚C [-4˚F TO 257˚F]	39.37 [1000]	VS15L-SS-150-12P-TT24-1M-1M
4621-1	-215 NM304-75	O-RING NITRILE LOW TEMP 75	-40˚C TO 107˚C [-40˚F TO 225˚F]	39.37 [1000]	VS15L-SS-150-12P-TT24-1M-1M
4621-2	-215 NM304-75	O-RING NITRILE LOW TEMP 75	-40˚C TO 107˚C [-40˚F TO 225˚F]	59.1 [1500]	VS15L-SS-150-12P-TT24-1.5M-1.5M

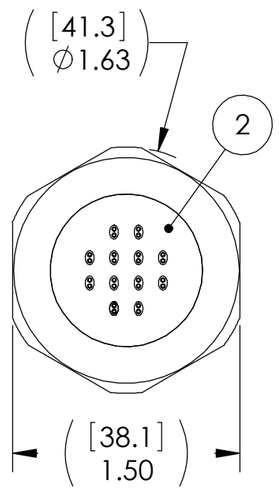

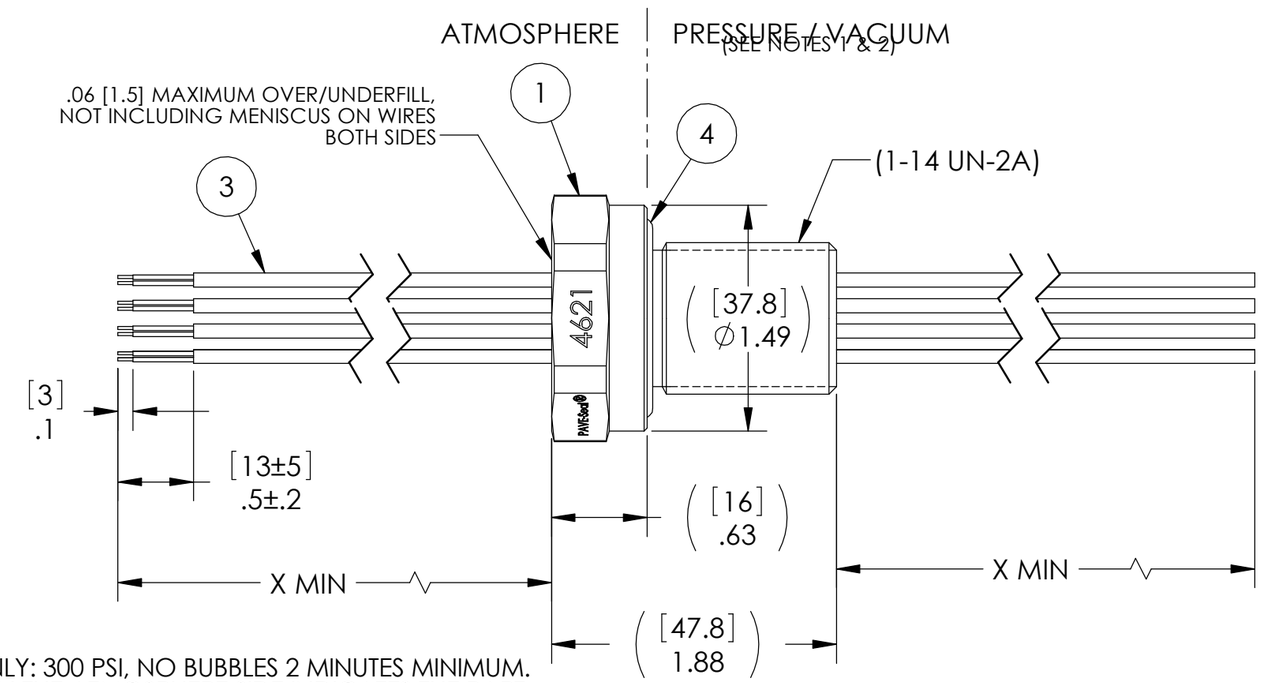

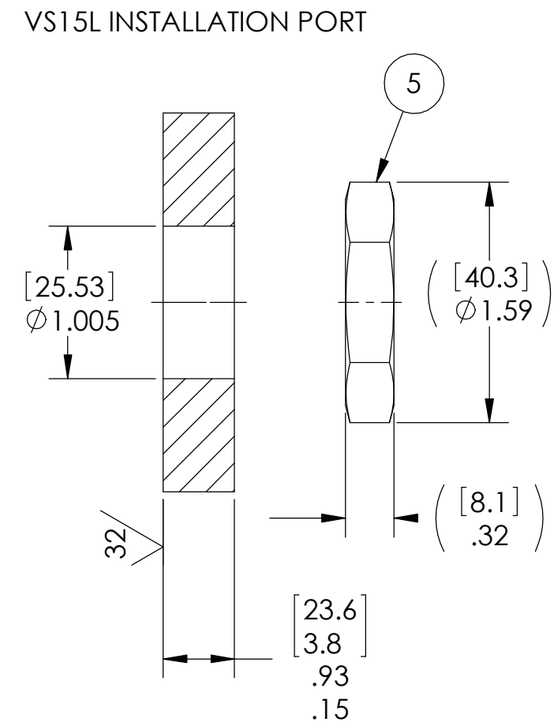

NOTES:
1. LEAK TEST FOR 4621 ONLY: 300 PSI, NO BUBBLES 2 MINUTES MINIMUM. A GREEN PAINT DOT ON THE ATMOSPHERE SIDE INDICATES THE PART HAS PASSED THE TEST.
2. LEAK TEST FOR 4621-1 & 4621-2: HE LEAK TEST @1 ATM. 1X10^-8 CC/S OR LESS. A GREEN PAINT DOT ON THE ATMOSPHERE SIDE INDICATES THE PART HAS PASSED THE TEST. ALCOHOL OR FOMBLIN YVAC 3 MAY BE USED TO LUBRICATE O-RINGS FOR VACUUM HELIUM LEAK TESTING.
3. HYPOT 630 VDC 500 MEGOHMS MINIMUM 0.01 SECOND MINIMUM WIRE TO WIRE AND HOUSING.
4. ALL TESTS ARE PERFORMED AT ROOM TEMPERATURE.
5. ALL PARTS MUST PASS ALL TESTS.
6. WIRE POSITIONING IS APPROXIMATE & VARIABLE.
7. COSMETIC SURFACE VOIDS NOT ON O-RING SEALING SURFACES ARE ACCEPTABLE BASED ON THE SEAL'S DIAMETER:
   <= .5 [12.7] SEAL DIAMETER: ∅.035 [.89] MAX ALLOWED VOID SIZE
   > .5 [12.7] SEAL DIAMETER: ∅.060 [1.5] MAX ALLOWED VOID SIZE
8. REF-OPERATING TEMPERATURE RANGE SEE TABLE.
9. DIMENSIONS ARE INCHES [millimeters].
10. PAVE-SEAL CAN BE A BI-DIRECTIONAL HERMETIC SEAL FOR VACUUM AND MOST PRESSURES. FOR PRESSURES ABOVE 150 PSI (10 BAR), CHECK WITH SALES ENGINEERING.

ITEM	QTY	PART NUMBER	DESCRIPTION
5	1	0183	NUT VS15-SS
4	1	*SEE TABLE	*SEE TABLE
3	12	TT24	CABLE T/C TYPE T#24 TEFLON
2	A/R	PAVE-Seal 150	EPOXY BLACK
1	1	0161	HOUSING VS15L-SS

PAVE technology co.
2751 Thunderhawk Court
Dayton, OH 45414-3445
U.S.A.
tel (937) 890-1100
fax (937) 8905165
www.pavetechnologyco.com

DESCRIPTION: SEE TABLE

PART NUMBER: *SEE TABLE

4621*

MATERIAL: NOTED

REVISION LEVEL: C

PROJECTION

ALL DIMENSIONS AND TOLERANCES APPLY TO FINISHED PART IN INCHES.
ALLOWABLE TOLERANCES UNLESS SPECIFIED OTHERWISE: NONE ±0.5
X.X DECIMAL ±0.1 X.XX DECIMAL ±0.02 X.XXX DECIMAL ±0.005
ANGLES ±1 DEGREE SURFACE FINISH 128 microinch RMS